

SAILSETC Catalogue Number 104g

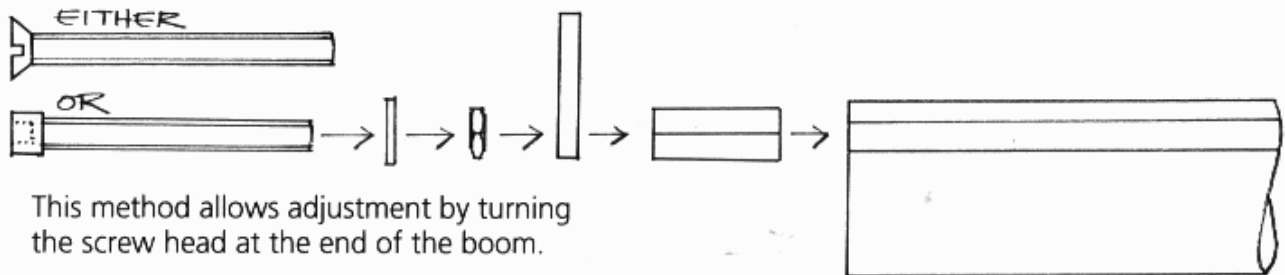
Micro adjustable outhaul fitting for SAILSetc boom section

Suitable for **IOM class** – especially for the **main boom**

SAILSETC Catalogue Number 104g

Pack Contents

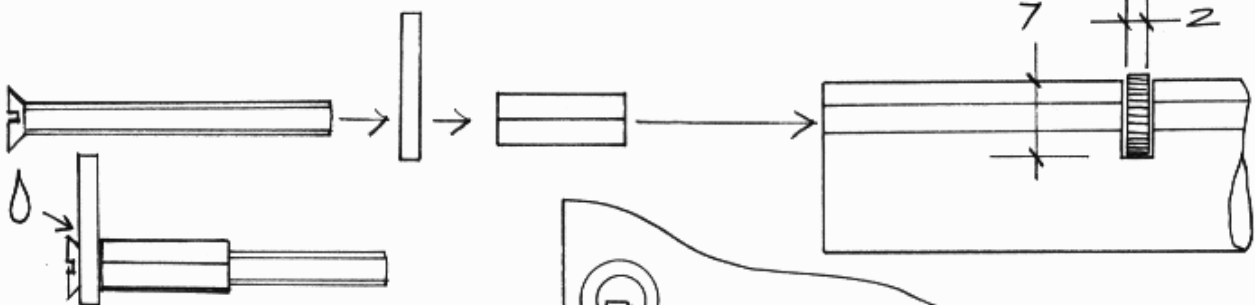
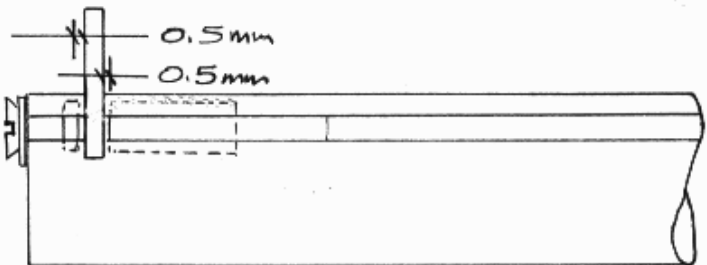
- 1 clew hook, laser cut
- 1 knurled wheel, laser cut
- 1 plastic stand off, M2.5 x 12 mm
- 1 M2.5 half nut, stainless steel
- 1 M2.5 x 30 mm c'sunk screw
- 1 M2.5 x 25 mm socket head screw
- 1 M3 washer
- 1 M2.5 Allen key



This method allows adjustment by turning the screw head at the end of the boom.

Assemble the items shown in order and leave a small gap between the half nut, clew hook and plastic stand off.

Place the fitting in the end of the boom and add the mainsail by bending the clew hook forward through 90 degrees, adding the mainsail, and bending the back through 90 degrees.



This method requires a cut in the boom for the knurled wheel. Assemble the items as shown and add a spot of cyano glue where shown. Allow to set before adding the fitting to the boom.

The knurled wheel allows adjustment of the clew position. Add main as above.

Tip – if necessary adjust the boom length at the forward end.

© Graham Bantock 2008.

SAILSETC

141 High Street, Kelvedon, Essex, England. CO5 9AA

tel + 44 (0) 1376 570583

fax + 44 (0) 1376 571437

sales@sailsetc.com

sailsetc.com